

Market Review and Outlook

The Qatar Stock Exchange (QSE) Index moved down by 95.61 points or 0.9% during the week to close at 10,798.98. Market capitalization edged down 0.3% to QR637.4 billion (bn) compared with QR639.3bn at the end of the previous trading week. Of the 50 traded companies, 35 ended the week lower and 10 ended higher, while five were unchanged. Qatar Oman Investment Company (QOIS) was the worst performing stock for the week, dipping 11.4%. Meanwhile, Qatar Aluminum Manufacturing Company (QAMC) was the best performing stock for the week, up 4.6%.

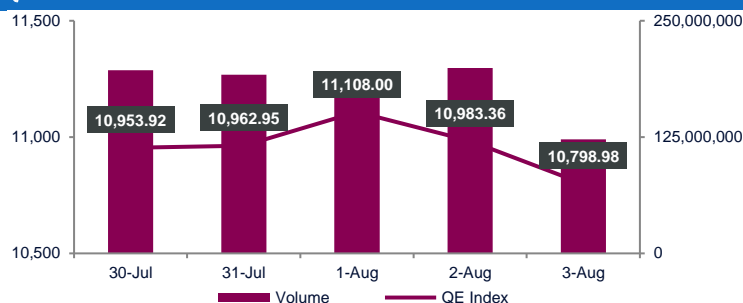
Qatar Islamic Bank (QIBK), Qatar Gas Transport Company Ltd. (QGTS) and Qatar International Islamic Bank (QIIK) were the primary contributors to the weekly index loss. QIBK and QGTS removed 63.84 and 33.86 points from the index, respectively. Further, QIIK removed another 20.29 points.

Traded value during the week declined 11.9% to QR2,319.2mn from QR2,632.1mn in the prior trading week. QNB Group (QNBK) was the top value traded stock during the week with total traded value of QR282.4mn.

Traded volume dropped 18.6% to 906.5mn shares compared with 1,113.3mn shares in the prior trading week. The number of transactions moved lower by 4.9% to 81,347 vs 88,534 in the prior week. Qatar Aluminum Manufacturing Company (QAMC) was the top volume traded stock during the week with total traded volume of 162.7mn shares.

Foreign institutions remained bullish, ending the week with net buying of QR215.5mn vs. net buying of QR255.2mn in the prior week. Qatari institutions stayed bearish with net selling of QR92.5mn vs. net selling of QR98.6mn in the week before. Foreign retail investors ended the week with net selling of QR36.5mn vs. net selling of QR24.8mn in the prior week. Qatari retail investors recorded net selling of QR86.4mn vs. net selling of QR131.8mn the week before. YTD (as of Today's closing), global foreign institutions were net short \$66.4mn, while GCC institutions were net buyers of Qatari stocks by \$667.9mn.

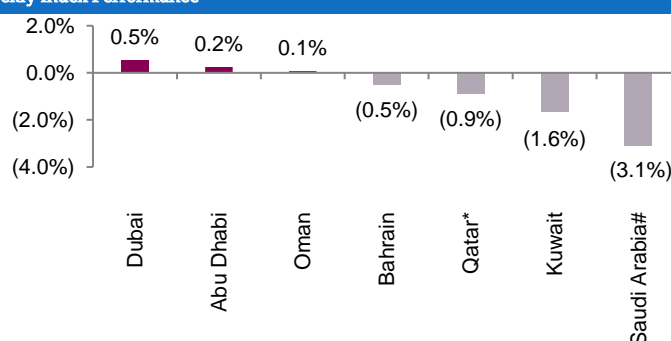
QSE Index and Volume



Market Indicators	Week ended. August 03, 2023	Week ended. July 27, 2023	Chg. %
Value Traded (QR mn)	2,319.2	2,632.1	(11.9)
Exch. Market Cap. (QR mn)	637,421.2	639,344.1	(0.3)
Volume (mn)	906.5	1,113.3	(18.6)
Number of Transactions	81,347	85,534	(4.9)
Companies Traded	50	50	0.0
Market Breadth	10:35	36:11	-

Market Indices	Close	WTD%	MTD%	YTD%
Total Return	23,176.13	(0.9)	(1.5)	5.9
ALL Share Index	3,636.31	(0.7)	(1.3)	6.5
Banks and Financial Services	4,515.12	(0.7)	(2.0)	2.9
Industrials	4,170.70	1.1	1.3	10.3
Transportation	4,709.19	(4.3)	(3.9)	8.6
Real Estate	1,614.95	(1.7)	(0.9)	3.5
Insurance	2,352.48	(1.5)	(1.0)	7.6
Telecoms	1,701.53	(0.7)	(0.8)	29.1
Consumer Goods & Services	7,856.08	(0.5)	(1.4)	(0.7)
Al Rayan Islamic Index	4,754.31	(0.9)	(1.4)	3.5

Weekly Index Performance



Regional Indices	Close	WTD%	MTD%	YTD%	Weekly Exchange Traded Value (\$ mn)	Exchange Mkt. Cap. (\$ mn)	TTM P/E**	P/B**	Dividend Yield
Qatar*	10,798.98	(0.9)	(1.5)	1.1	640.57	174,844.6	13.0	1.5	4.6
Dubai	4,051.18	0.5	(0.2)	21.4	532.41	188,114.6	9.3	1.3	4.4
Abu Dhabi	9,783.51	0.2	(0.0)	(4.2)	1,636.66	744,058.6	32.9	3.0	1.7
Saudi Arabia#	11,478.28	(3.1)	(1.8)	9.5	7,481.38	2,908,204.2	18.0	2.2	3.2
Kuwait	7,145.07	(1.6)	(1.5)	(2.0)	736.50	149,287.1	17.7	1.5	3.7
Oman	4,783.36	0.1	0.2	(1.5)	39.37	23,160.3	13.1	0.9	4.5
Bahrain	1,982.42	(0.5)	(0.5)	4.6	16.27	58,450.5	7.1	0.7	7.6

Source: Bloomberg, country exchanges and Zawya (** Trailing Twelve Months; * Value traded (\$ mn) do not include special trades, if any; #Data as of August 02, 2023)

- Qatar Oil Exports hit 15-Month high on China Flows** - Qatari crude oil exports rose in July to the highest in 15 months, led by China and South Korea. Total monthly observed crude and condensate exports rose to 989k b/d in July (see Table below), the highest since April 2022, compared to 898k b/d in June, according to ship-tracking data compiled by Bloomberg. Supplies to China increased by 16.9% in July to reach 311.8k b/d, with exports to South Korea going up by 69.4% to reach 301.1k b/d. (Bloomberg)

(b/d)	Jun-23	Jul-23	% Change
China	266,667	311,828	16.9%
South Korea	177,778	301,075	69.4%
Japan	138,889	193,548	39.4%
Singapore	122,222	64,516	-47.2%
India	88,333	32,258	-63.5%
Thailand	-	21,505	
UAE	43,333	-	
Others	61,111	64,517	5.6%
Total Oil Exports	898,333	989,247	10.1%

- Edaa reduces settlement of transaction on Qatar Exchange from T+3 to T+2** - In a significant development aimed at enhancing the efficiency of Qatar's capital market, Edaa announced a reduction in the settlement period for transactions executed on the Qatar Stock Exchange from (T+3) to (T+2), starting from January 2024. This initiative comes in coordination with the Qatar Central Bank, the Qatar Financial Markets Authority, and the Qatar Stock Exchange, as part of efforts to modernize the mechanisms of the Qatari financial market, expedite trading activities, and attract investments in securities. The strategic initiative focuses on reducing the settlement period for trades executed on the Qatar Stock Exchange from three business days following the transaction (T+3) to only two business days (T+2). This represents a qualitative leap in the speed of trading in Qatar's stock exchange and the transfer of ownership of securities, aligning with global best practices for financial and cash settlements in markets worldwide. The primary objective of this initiative is to strengthen Qatar's position in the global financial markets. Interim CEO of Edaa Sheikh Saif bin Abdullah Al-Thani said that they are actively working in collaboration with all stakeholders under the supervision of the Chairman of Qatar Financial Markets Authority to achieve specific short-term goals. He added that their main priorities revolve around adopting and implementing the most efficient approaches to facilitate and simplify transactions for both local and international investors, with a strong emphasis on maintaining operational efficiency. He noted that this initiative reflects their unwavering commitment to successfully accomplishing these objectives. Qatar Depository Company intends to implement the new settlement period starting from the beginning of the next year (January 2, 2024) to allow financial services companies, investment institutions, and local and foreign portfolio managers to complete their technical and operational preparations. During this period, the company will engage with relevant parties to provide the necessary support for legislative, regulatory, and technical amendments to ensure the smooth functioning of settlement operations under the new mechanism. This step represents a positive development that enhances the effectiveness of Qatar's capital market and reduces the risks resulting from an extended settlement period, in line with global best practices in regional and international markets. (Qatar Tribune)

- MEEZA net profit up 18% to QR29.7mn in H1 2023** - MEEZA reported a net profit of QR29.7mn in the first half of 2023, representing a 17.8% year-on-year increase (QR4.5mn) – the highest first half-year profit in the company's history, mainly driven by EBITDA and finance income growth. Net profit margin for the period was 13.4% and earnings per share (EPS) was QR0.05. The company's revenue grew by 41.9% (QR65.5mn) to reach QR221.8mn, led by growth in the IT Solution Services and Managed Services segments. EBITDA increased by 4.2% (QR2.6mn) to reach QR64mn, primarily driven by revenue growth and continued cost optimization. EBITDA margin declined from 39.3% to 28.9% due to a higher contribution of IT solution services revenue to the overall revenue mix. MEEZA's data center occupancy reached 83% as of June 30, 2023. The company increased its supply capacity to 24.4MW in October 2022 to meet the ever-growing demand from the market. In May 2023, MEEZA successfully concluded its Initial Public Offering (IPO) with an oversubscribed order book covered by qualified and retail investors. It is worth noting that MEEZA is coordinating with the relevant regulatory authorities to finalize the final technical arrangements required to set the listing date of its shares on the Qatar Stock Exchange main market. MEEZA chairman Sheikh Hamad bin Abdullah al-Thani said, "MEEZA's financial results for the first half of 2023 show a continuation of its growth trajectory as it readies for its next phase as a publicly listed company. "The success of our IPO subscription is a testament to MEEZA's position as the leading managed IT services company in Qatar. We are proud to contribute to the technological advancement and progress of our nation in alignment with Qatar National Vision 2030." Ahmed Abdullah al-Muslemani, MEEZA CEO, said: "MEEZA's journey has been filled with significant milestones and notable achievements, especially in recent years with the boom in demand for our portfolio services. We have successfully launched MEEZA Academy to train college students to meet the demands of the local ICT sector and also expanded managed services portfolio with Oracle Exadata Cloud@Customer to deliver cloud database services. "Our results so far are on track to continue in the same trajectory, thanks to our prudent and continued investment in our data center infrastructure. We look forward to creating more value for our new shareholder base." (Gulf Times)
- NLCS's bottom line rises 19.9% YoY and 10.9% QoQ in 2Q2023** - National Leasing's (NLCS) net profit rose 19.9% YoY (+10.9% QoQ) to QR4.5mn in 2Q2023. The company's total revenues and income came in at QR14.1mn in 2Q2023, which represents an increase of 288.1% YoY (+34.4% QoQ). EPS amounted to QR0.017 in 6M2023 as compared to QR0.014 in 6M2022. (QSE)
- ORDS posts 0.9% YoY increase but 13.1% QoQ decline in net profit in 2Q2023** - Ooredoo 's (ORDS) net profit rose 0.9% YoY (but declined 13.1% on QoQ basis) to QR834.3mn in 2Q2023. The company's revenue came in at QR5,773.5mn in 2Q2023, which represents an increase of 4.2% YoY (+2.5% QoQ). EPS amounted to QR0.26 in 2Q2023 as compared to QR0.26 in 2Q2022. (QSE)
- QGRI reports net loss of QR9.9mn in 2Q2023** - Qatar General Insurance & Reinsurance Company (QGRI) reported net loss of QR9.9mn in 2Q2023 as compared to net loss of QR12.4mn in 2Q2022 and net profit of QR45.0mn in 1Q2023. EPS amounted to QR0.040 in 6M2023 as compared to QR0.054 in 6M2022 and 0.051 in 1Q2023. (QSE)

- **IHGS's bottom line rises 140.7% YoY and 60.5% QoQ in 2Q2023** - Inma Holding Group 's (IHGS) net profit rose 140.7% YoY (+60.5% QoQ) to QR2.1mn in 2Q2023. The company's net brokerage & commission income came in at QR1.7mn in 2Q2023, which represents a decrease of 60.1% YoY (-20.1% QoQ). EPS amounted to QR0.037 in 2Q2023 as compared to QR0.020 in 2Q2022. (QSE)
- **AKHI posts 18.8% YoY increase but 45.7% QoQ decline in net profit in 2Q2023** - Al Khaleej Takaful Insurance Company's (AKHI) net profit rose 18.8% YoY (but declined 45.7% on QoQ basis) to QR14.8mn in 2Q2023. The company's total investment and other income came in at QR25.4mn in 2Q2023, which represents an increase of 15.6% YoY. However, on QoQ basis total investment and other income fell 31.5%. EPS amounted to QR0.058 in 2Q2023 as compared to QR0.049 in 2Q2022. (QSE)
- **QNCD posts 9.8% YoY increase but 42.0% QoQ decline in net profit in 2Q2023** - Qatar National Cement Company 's (QNCD) net profit rose 9.8% YoY (but declined 42.0% on QoQ basis) to QR37.2mn in 2Q2023. EPS amounted to QR0.155 in 6M2023 as compared to QR0.170 in 6M2022. (QSE)
- **QGTS posts 8.9% YoY increase but 4.2% QoQ decline in net profit in 2Q2023, in-line with our estimate** - Qatar Gas Transport Company Limited's (QGTS) net profit rose 8.9% YoY (but declined 4.2% on QoQ basis) to QR378.9mn in 2Q2023, in line with our estimate of QR380.6mn (variation of -0.5%). The company's total Income came in at QR1,170.6mn in 2Q2023, which represents an increase of 8.5% YoY (+4.5% QoQ). EPS amounted to QR0.14 in 6M2023 as compared to QR0.13 in 6M2022. (QNBFS, QSE)
- **Ashghal carrying out infrastructure projects for 36,000 housing plots** - Following its impressive accomplishments in 2022, the Public Works Authority (Ashghal) is implementing a slew of infrastructure projects. Eng. Ali Ahmed al-Mawlawi, project engineer at Ashghal, told Qatar TV that these projects will serve a total of 36,000 housing plots upon completion. The infrastructure projects are currently underway at various parts of Qatar including Ezghawa, Al Kharaitiyat, Al Ebb, West Muaither, Al Mashaf South and Al Wukair South. Al-Mawlawi pointed out that last year the pace of project completion in the country increased with the approach of the FIFA World Cup Qatar 2022. While preparing for the World Cup, more than 170km of sewage and 400km of rainwater drainage networks were developed. He added that 240km of paths for pedestrians and sports bikes and 75,000sq m of green areas were developed during 2022. In May, Ashghal announced its plan to implement 22 new building projects worth QR4.1bn and the authority has plans to tender more projects in the third quarter of this year. Six projects worth an estimated QR1.1bn include the construction and development of several buildings in co-ordination with various authorities while 10 projects are under implementation with an estimated value of more than QR3bn, most notably the development of Hamad General Hospital, the establishment of Madinat Khalifa Health Centre and Qatar Academy Sidra, and the rehabilitation of the veterinary laboratory building of the Ministry of Municipality. There are six other projects including the two projects of the courts complex and the Court of Appeal and Cassation. (Gulf Times)
- **Qatar Airways has 245 plus aircraft worth \$67.3bn on order** - Qatar Airways has more than 245 aircraft worth over \$67.3bn still on order including options and letters of intent, according to the national carrier's annual report for 2022/23. Its fleet and network continue to grow and position the group well for its future expansion plans. The current fleet includes 210 passenger aircraft, 30 cargo and 19 executive jets. In July last year, Qatar Airways and Boeing finalized

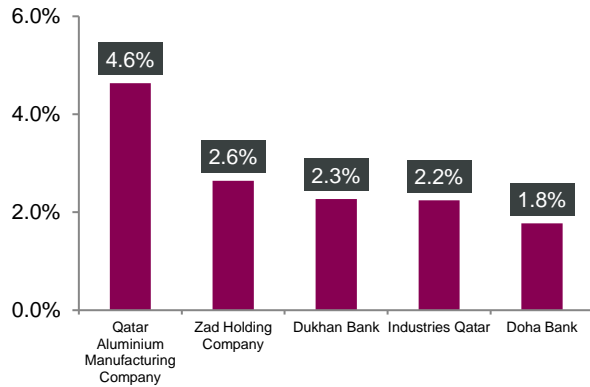
an order of 25 737-10 aircraft, providing the airline's short and medium-haul fleet with improved economics, fuel efficiency and sustainable operations. Qatar Executive became the world's largest owner and single commercial operator of the Gulfstream G650ER with a total of 15 aircraft, in addition to two A319 aircraft and two Global 5000s. In the last financial year, Qatar Airways Group added seven new aircraft to its fleet, which included four Boeing 787-9 Dreamliner and three Qatar Executive Gulfstream G650ER jets. Additionally, the airline brought back into service eight of its 10 Airbus A380s in order to increase the fleet capacity on routes with strong premium demand such as London Heathrow, Paris, Bangkok, Sydney and Perth. Qatar Airways uses modern fuel-efficient fleet, which has enabled the airline over the past few years to fulfil its commitment to connecting people globally. The airline said its "strategic investment" in technologically advanced aircraft has helped in maintaining agility when responding to opportunities and challenges. With capacity requirements meticulously planned, the airline continued to meet the increased passenger and cargo demand with adaptability and flexibility during the 2022/2023 financial year. During the last financial year, the airline continued to face considerable capacity limitations due to circumstances beyond the group's control. These capacity constraints were addressed through a number of different initiatives to balance the business needs promptly. "As a global airline, we adapted our network to serve passenger demand and increase the sustainability of operations," Qatar Airways noted. The national airline's Qsuite business class is fitted to 74 of its wide-body aircraft across its Airbus A350 and Boeing 777 fleets and is available on the majority of the airline's long-haul routes. Qatar Airways Cargo has maintained its position as the world's largest air freight carrier through the 2022/2023 financial year, bringing great enhancements to its services and sharply accelerating its digital transformation. Qatar Airways Group continued with its strategy to hold a portfolio of investments in leading global airlines such as IAG, which is an Anglo-Spanish multinational airline, LATAM, Santiago, Chile-based airline, Hong Kong-based Cathay Pacific and China Southern airline. These investments contribute towards Qatar Airways Group's long-term sustainability objectives and are in line with Qatar's 2030 vision of sustainable development. (Gulf Times)

- **Qatar Airways Cargo transports over 1.5mn tonnes of air freight in 2022-23** - Qatar Airways Cargo transported more than 1.5mn tonnes of air freight, accounting for 8.14% share in the global market from April 1, 2022, to March 31, 2023, according to Qatar Airways Group annual report 2022/2023. Qatar Airways Cargo maintained its position as the world's leading air cargo carrier throughout the 2022/2023 financial year, forging ahead with a strategic focus on growth, sustainability and digitalization, and supporting the continuity of global trade, despite ongoing market challenges. The report revealed that the world's largest cargo carrier serves over 70 freighter destinations and more than 150 belly-hold passenger destinations worldwide. With a tonnage of 159,730,903 kg in chargeable weight, Qatar Airways Cargo declined by 9.39% in chargeable weight compared to the same period in the previous year. The carrier transported more than 1,541,041 tonnes of air freight, accounting for an 8.14% share in the global market from April 1, 2022, to March 31, 2023. It added, Qatar Airways Cargo successfully managed a broad range of demanding shipments in 2022/2023. With an overall 84,000 tonnes of pharmaceutical products transported, including 4,000 tonnes of vaccines and over 1,200 tonnes of COVID vaccines, the cargo carrier has maintained its strong engagement in helping curb the pandemic. Moreover, providing safe transportation of 12,600 horses has confirmed its leading position in this field. Qatar

Airways Cargo has also achieved a considerable number of charter operations with more than 1,400 charter flights last year, which includes charters for e-commerce, animals, music band tours and FIFA related activities. In addition to this, throughout 2022/2023, Qatar Airways Cargo continued its expansion around the globe by adding freighter frequencies to Athens, Cairo and Riyadh, as well as the Passenger Freighter flights to Colombo and Penang. By applying its Next Generation vision to all areas of its business, Qatar Airways Cargo has brought enhancements to its services and sharply accelerated its digital transformation. In that respect, another key event in 2022 was the launch of the Digital Lounge, Qatar Airways Cargo's new web platform, designed to provide a more streamlined and connected booking experience for customers. As part of the carrier's omnichannel strategy, the platform offers users direct access to the main three bookings platforms of the industry. Safety and security continue to be the number one priority for the cargo carrier and, in 2022, the carrier received IATA CEIV Lithium Batteries certification for its strict adherence to the highest standards and regulations, becoming the second airline in the world, and the first in the Middle East, to be CEI Lithium Batteries certified. With a solid and ever-growing network, as well as consistently high levels of customer service, Qatar Airways Cargo earned two major industry awards during 2022/2023, including Air Cargo Week's Cargo Airline of the Year award for the second year in a row and received the Development 2030 Corporate Social Responsibility Program of the Year at Aidex 2022. The report added, looking towards the 2023/24 financial year, the cargo carrier will continue to focus on its digital transformation strategy as a part of its Next Generation concept and will continue to push for the highest quality industry standards, embracing technology, sustainability and innovation to ensure it retains the speed, efficiency and excellent customer service, for which it is world renowned. Qatar Airways Group reported a net profit of QR4.4bn (\$1.21bn) during the fiscal year 2022/23. Overall revenue increased to QR76.3bn (\$21bn), up 45% compared to last year. Passenger revenue increased by 100% over last year, on a capacity increase of 31% driven by nine% higher yields and a load factor of 80% – both highest in the airline's history, resulting in a sustainable increase in market share. Qatar Airways carried 31.7mn passengers, an increase of 71% over last year. (Peninsula Qatar)

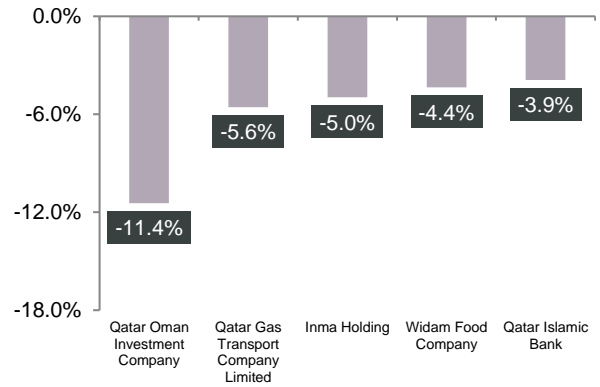
Qatar Stock Exchange

Top Gainers



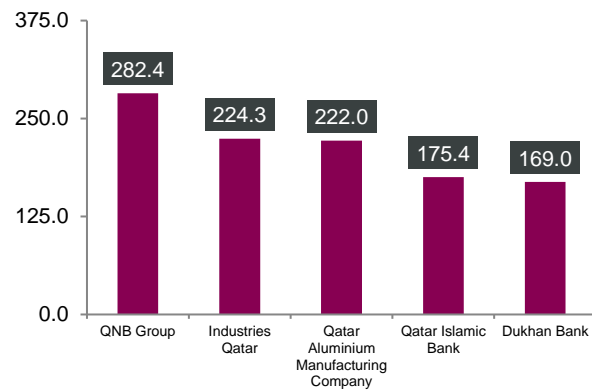
Source: Qatar Stock Exchange (QSE)

Top Decliners



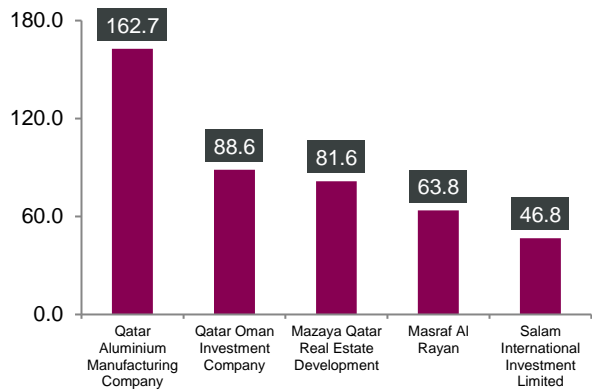
Source: Qatar Stock Exchange (QSE)

Most Active Shares by Value (QR Million)



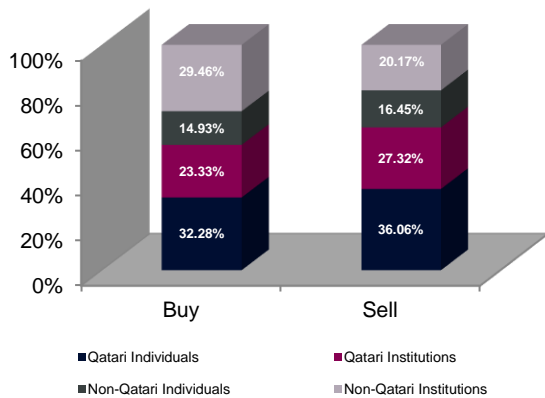
Source: Qatar Stock Exchange (QSE)

Most Active Shares by Volume (Million)



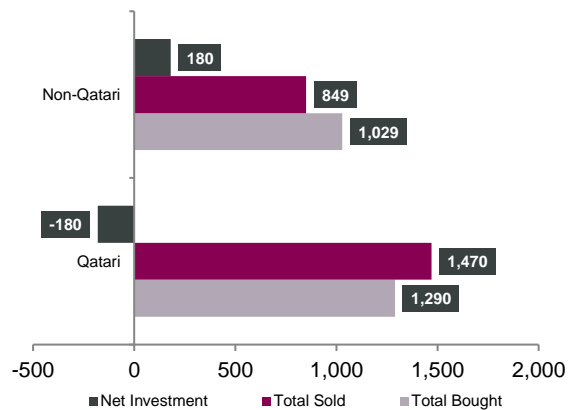
Source: Qatar Stock Exchange (QSE)

Investor Trading Percentage to Total Value Traded



Source: Qatar Stock Exchange (QSE)

Net Traded Value by Nationality (QR Million)



Source: Qatar Stock Exchange (QSE)

TECHNICAL ANALYSIS OF THE QSE INDEX



Source: Bloomberg

The QE index closed down for the week (-0.88% from the week before); it closed at 10,798.98 points. The recent double-bottom formation (a bullish-reversal price pattern) getting tested and we expect the Index to be hovering around the formation's neckline (around the current levels). A bounce from the current levels means an uptrend will most likely unfold. Our weekly levels of resistance are around the 11,750 level and the support at the 10,000 level.

DEFINITIONS OF KEY TERMS USED IN TECHNICAL ANALYSIS

RSI (Relative Strength Index) indicator – RSI is a momentum oscillator that measures the speed and change of price movements. The RSI oscillates between 0 to 100. The index is deemed to be overbought once the RSI approaches the 70 level, indicating that a correction is likely. On the other hand, if the RSI approaches 30, it is an indication that the index may be getting oversold and therefore likely to bounce back.

MACD (Moving Average Convergence Divergence) indicator – The indicator consists of the MACD line and a signal line. The divergence or the convergence of the MACD line with the signal line indicates the strength in the momentum during the uptrend or downtrend, as the case may be. When the MACD crosses the signal line from below and trades above it, it gives a positive indication. The reverse is the situation for a bearish trend.

Candlestick chart – A candlestick chart is a price chart that displays the high, low, open, and close for a security. The 'body' of the chart is portion between the open and close price, while the high and low intraday movements form the 'shadow'. The candlestick may represent any time frame. We use a one-day candlestick chart (every candlestick represents one trading day) in our analysis.

Doji candlestick pattern – A Doji candlestick is formed when a security's open and close are practically equal. The pattern indicates indecisiveness, and based on preceding price actions and future confirmation, may indicate a bullish or bearish trend reversal.

Shooting Star/Inverted Hammer candlestick patterns – These candlestick patterns have a small real body (open price and close price are near to each other), and a long upper shadow (large intraday movement on the upside). The Shooting Star is a bearish reversal pattern that forms after a rally. The Inverted Hammer looks exactly like a Shooting Star, but forms after a downtrend. Inverted Hammers represent a potential bullish trend reversal.

Company Name	Price August 03	% Change Weekly	% Change YTD	Market Cap. QR Million	TTM P/E	P/B	Div. Yield
Qatar National Bank	17.00	1.19	(5.56)	157,019	11.4	1.9	3.5
Qatar Islamic Bank	19.70	(3.90)	6.14	46,550	11.8	2.0	3.2
Commercial Bank of Qatar	6.20	0.00	24.00	25,093	9.5	1.3	4.0
Doha Bank	1.72	1.78	(11.93)	5,333	16.6	0.5	4.4
Al Ahli Bank	4.00	(0.03)	(0.27)	10,202	13.5	1.5	5.0
Qatar International Islamic Bank	10.02	(3.75)	(3.65)	15,167	14.9	2.2	4.0
Masraf Al Rayan	2.50	(0.36)	(21.16)	23,250	22.4	1.0	4.0
Lesha Bank	1.58	(2.83)	37.90	1,768	22.9	1.5	N/A
National Leasing	0.88	(1.13)	24.57	434	20.7	0.7	3.4
Dlala Holding	1.42	(0.77)	24.34	270	N/A	1.5	N/A
Qatar & Oman Investment	0.87	(11.44)	57.64	273	N/A	1.1	N/A
Islamic Holding Group	5.00	(4.96)	21.63	283	47.8	1.9	1.0
Dukhan Bank	4.23	2.27	N/A	22,140	1.9	0.2	3.8
Banking and Financial Services				307,783			
Zad Holding	13.98	2.64	0.54	4,018	21.3	3.0	4.2
Qatar German Co. for Medical Devices	2.40	(3.54)	91.01	277	281.5	8.0	N/A
Salam International Investment	0.77	(1.15)	25.57	881	16.2	0.6	N/A
Baladna	1.51	(0.26)	(0.98)	2,861	38.7	1.3	N/A
Medicare Group	6.21	(2.36)	0.00	1,747	21.8	1.7	4.2
Qatar Cinema & Film Distribution	3.31	0.00	6.13	208	81.0	1.6	1.8
Qatar Fuel	16.35	(0.91)	(8.91)	16,256	16.2	1.9	5.5
Widam Food	2.39	(4.36)	17.67	430	N/A	2.6	N/A
Mannai Corp.	5.66	(3.23)	(25.41)	2,582	N/A	2.7	1.8
Al Meera Consumer Goods	14.17	(0.14)	(7.51)	2,919	14.8	1.8	3.1
Consumer Goods and Services				32,180			
Qatar Industrial Manufacturing	2.95	1.69	(8.13)	1,401	8.0	0.8	4.4
Qatar National Cement	3.98	(1.73)	(17.77)	2,601	11.9	0.9	7.5
Industries Qatar	13.68	2.24	6.79	82,764	11.4	2.3	8.0
Qatari Investors Group	1.74	1.34	3.38	2,167	13.5	0.7	8.6
Qatar Electricity and Water	18.04	(2.49)	1.92	19,844	11.7	1.4	5.3
Aamal	0.86	(2.51)	(12.21)	5,393	15.0	0.7	5.8
Gulf International Services	2.07	0.44	42.02	3,851	13.2	1.1	4.8
Mesaieed Petrochemical Holding	1.97	1.03	(7.38)	24,749	15.6	1.5	5.6
Estithmar Holding	2.17	(0.91)	20.56	7,387	16.0	1.6	N/A
Qatar Aluminum Manufacturing	1.35	4.64	(10.92)	7,555	9.8	1.2	6.6
Mekdam Holding Group	4.96	(0.82)	(13.93)	401	12.2	3.8	5.3
Industrials				158,114			
Qatar Insurance	2.20	(1.65)	14.61	7,198	N/A	1.3	N/A
QLM Life & Medical Insurance	2.84	(2.00)	(40.78)	995	13.2	1.8	4.4
Doha Insurance	2.26	(1.57)	14.40	1,132	9.5	1.0	6.6
Qatar General Insurance & Reinsurance	1.30	0.00	(11.44)	1,138	N/A	0.2	N/A
Al Khaleej Takaful Insurance	2.80	(0.50)	21.73	715	11.9	1.3	3.6
Qatar Islamic Insurance	8.70	(2.10)	0.00	1,305	12.5	3.1	5.2
Damaan Islamic Insurance Company	3.70	0.00	N/A	740	N/A	1.7	4.3
Insurance				13,223			
United Development	1.19	0.00	(8.46)	4,214	10.3	0.4	4.6
Barwa Real Estate	2.82	(2.76)	(1.84)	10,973	9.5	0.5	6.2
Ezdan Real Estate	1.12	(2.18)	12.19	29,788	1279.0	0.9	N/A
Mazaya Qatar Real Estate Development	0.83	(2.01)	18.82	957	23.2	0.9	N/A
Real Estate				45,932			
Ooredoo	11.35	(0.53)	23.37	36,356	13.6	1.4	3.8
Vodafone Qatar	1.92	(1.29)	20.82	8,095	14.8	1.7	5.2
Telecoms				44,451			
Qatar Navigation (Milaha)	10.28	(2.84)	1.28	11,680	11.5	0.7	3.4
Gulf Warehousing	3.39	(1.79)	(16.16)	199	8.3	0.9	2.9
Qatar Gas Transport (Nakilat)	3.99	(5.57)	8.82	22,078	15.0	1.9	3.3
Transportation				33,957			
Qatar Exchange				637,421			

Source: Bloomberg

Contacts

QNB Financial Services Co. W.L.L. Contact
Center: (+974) 4476 6666
info@qnbfs.com.qa
Doha, Qatar

Saugata Sarkar, CFA, CAIA
Head of Research
saugata.sarkar@qnbfs.com.qa

Shahan Keushgerian
Senior Research Analyst
shahan.keushgerian@qnbfs.com.qa

Phibion Makuwerere, CFA
Senior Research Analyst
phibion.makuwerere@qnbfs.com.qa

Roy Thomas
Senior Research Analyst
roy.thomas@qnbfs.com.qa

Dana Saif Al Sowaidi
Research Analyst
dana.alsowaidi@qnbfs.com.qa

Disclaimer and Copyright Notice: This publication has been prepared by QNB Financial Services Co. W.L.L. ("QNBFS") a wholly-owned subsidiary of Qatar National Bank (Q.P.S.C.). QNB FS is regulated by the Qatar Financial Markets Authority and the Qatar Exchange. Qatar National Bank (Q.P.S.C.) is regulated by the Qatar Central Bank. This publication expresses the views and opinions of QNBFS at a given time only. It is not an offer, promotion or recommendation to buy or sell securities or other investments, nor is it intended to constitute legal, tax, accounting, or financial advice. QNBFS accepts no liability whatsoever for any direct or indirect losses arising from use of this report. Any investment decision should depend on the individual circumstances of the investor and be based on specifically engaged investment advice. We therefore strongly advise potential investors to seek independent professional advice before making any investment decision. Although the information in this report has been obtained from sources that QNBFS believes to be reliable, we have not independently verified such information and it may not be accurate or complete. QNBFS does not make any representations or warranties as to the accuracy and completeness of the information it may contain, and declines any liability in that respect. For reports dealing with Technical Analysis, expressed opinions and/or recommendations may be different or contrary to the opinions/recommendations of QNBFS Fundamental Research as a result of depending solely on the historical technical data (price and volume). QNBFS reserves the right to amend the views and opinions expressed in this publication at any time. It may also express viewpoints or make investment decisions that differ significantly from, or even contradict, the views and opinions included in this report. This report may not be reproduced in whole or in part without permission from QNBFS.

COPYRIGHT: No part of this document may be reproduced without the explicit written permission of QNBFS.