

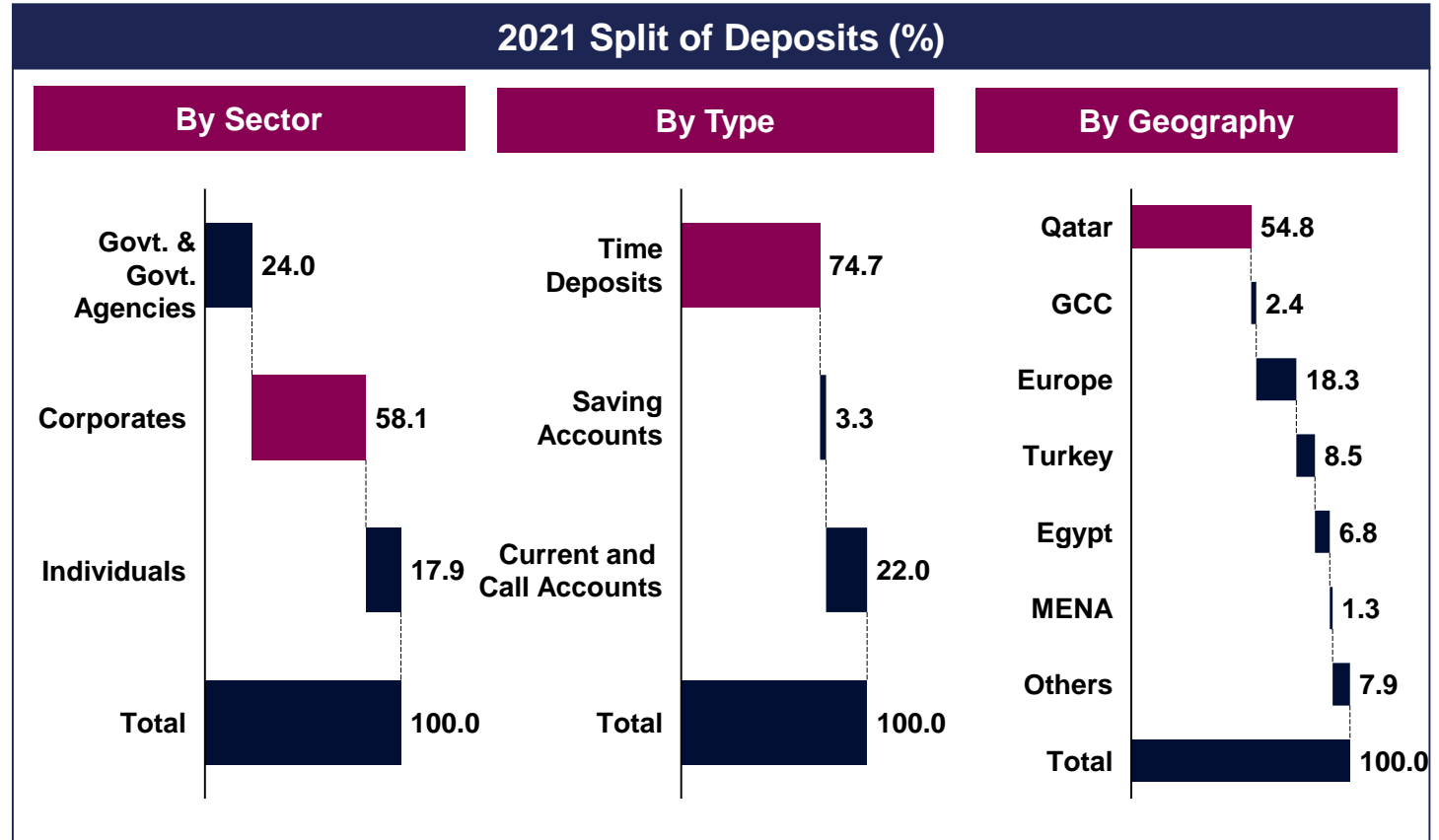
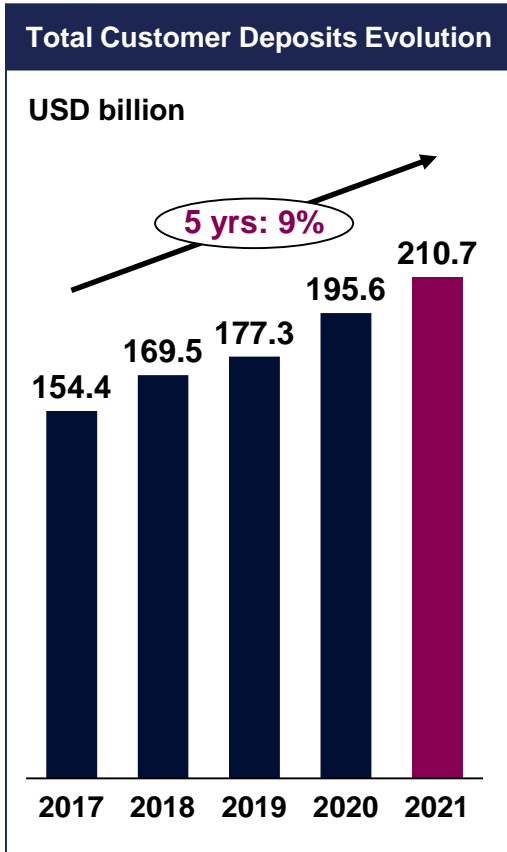


# Creditor Presentation

June 2021

# Robust growth in customer deposits and funding

Funding Analysis (as at 30 June)



- Deposits increased 8% from June 2020
- 2016-2021 CAGR of 9%

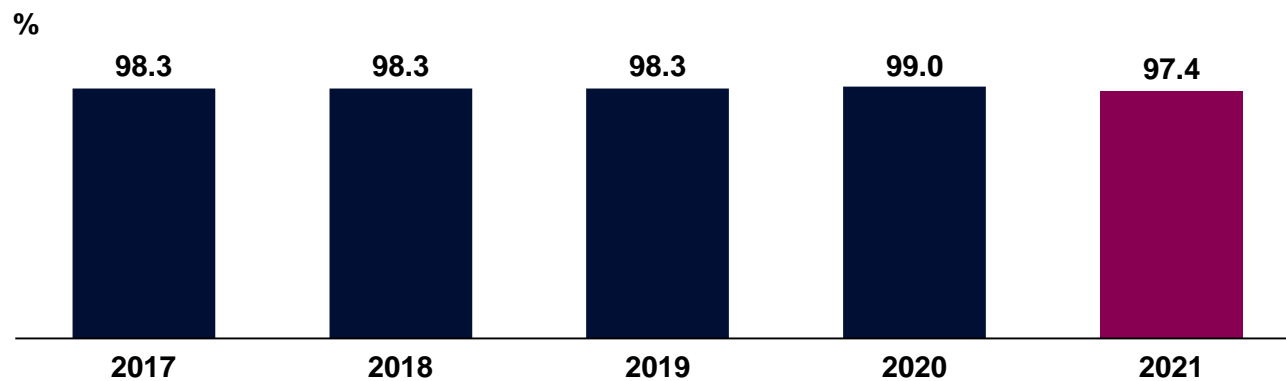
- QNB remains the public sector's preferred bank
- USD, EGP and TRY denominated deposits represent 44%, 7% and 4% of total deposits respectively



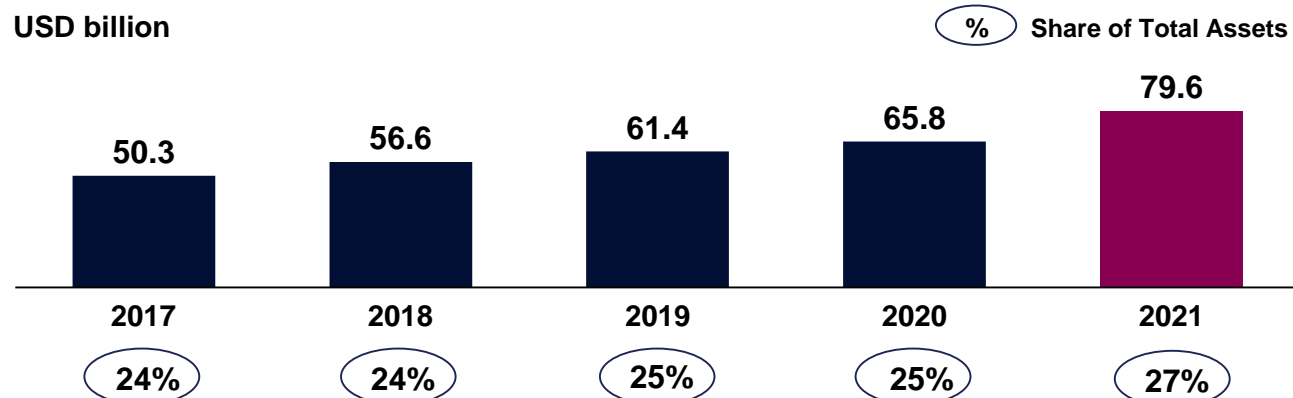
# Solid liquidity profile

## Liquidity Analysis (as at 30 June)

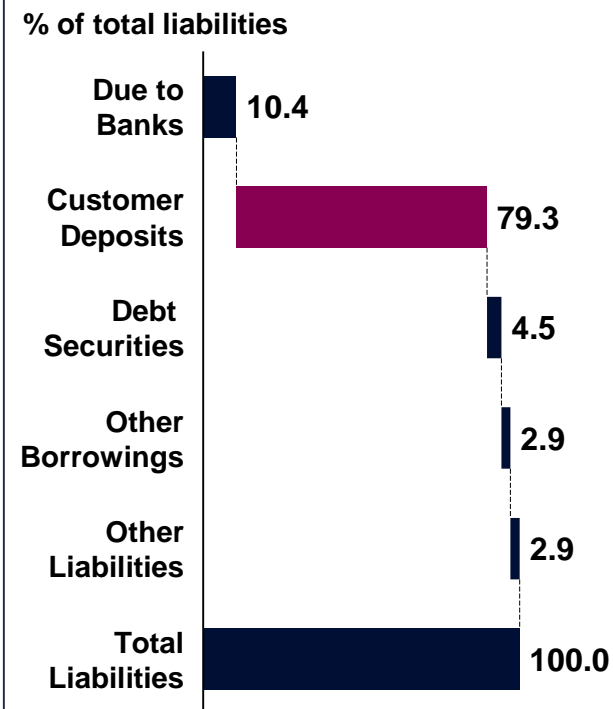
### Loans to Deposits Ratio Evolution



### Liquid Assets<sup>1</sup> Evolution



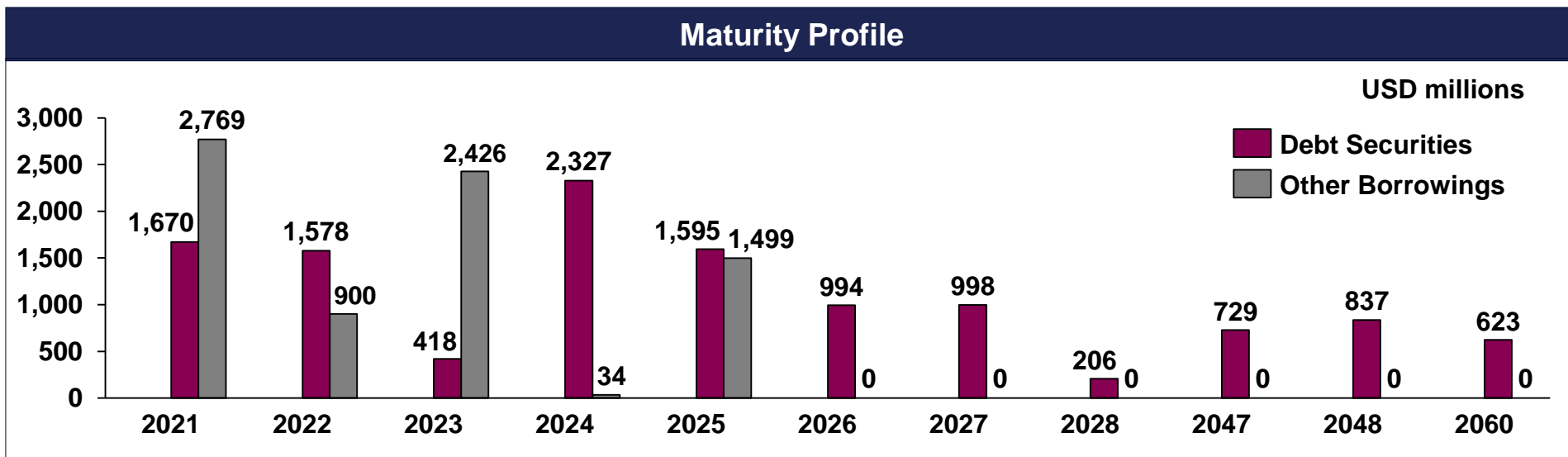
### 2021 Sources of Liquidity



### 2021 Liquidity Ratio

• LCR:	163%
• NSFR:	104%

# QNB Group Debt Securities and Other Borrowings Profile



## Key Highlights

<b>Funding Strategy</b>	<ul style="list-style-type: none"> <li>To ensure diversification of funding in terms of type, tenor and geography.</li> </ul>	<b>Currencies</b>	<ul style="list-style-type: none"> <li>Issued in multiple currencies</li> </ul>
<b>Funding Structure</b>	<ul style="list-style-type: none"> <li>Includes bonds, other borrowing arrangements and syndicated loans</li> </ul>	<b>Market Position</b>	<ul style="list-style-type: none"> <li>QNB issuances have attracted strong interest around the world by key global investors with subscription above expectations. This reflects high confidence in QNB's financial strength, its leading position in the MEA region and successful execution of its liquidity and funding strategy.</li> </ul>
<b>Set-Up</b>	<ul style="list-style-type: none"> <li>November 2011 in Reg S format</li> <li>Size of \$22.5bn (EMTN) and A\$2bn (Kangaroo)</li> </ul>		
<b>Market Awards</b>	<ul style="list-style-type: none"> <li>2021 Green Market Pioneer – Qatar Award</li> </ul>		
<b>Green Bond</b>	<ul style="list-style-type: none"> <li>Successful completion of first green benchmark bond issuance and first green bond issued in Qatar</li> <li>Issued USD600 million tranche on 15 Sep 2020 in the form of Senior Unsecured Notes with a maturity of 5 years</li> </ul>		



# Disclaimer

By attending the meeting where this presentation is made, or by reading the presentation slides, you agree to be bound by the following limitations:

- These materials contain statements about future events and expectations that are forward-looking statements.
- These statements typically contain words such as "expects" and "anticipates" and words of similar import.
- Any statement in these materials that is not a statement of historical fact is a forward-looking statement that involves known and unknown risks, uncertainties and other factors which may cause our actual results, performance or achievements to be materially different from any future results, performance or achievements expressed or implied by such forward-looking statements.
- None of the future projections, expectations, estimates or prospects in this presentation should be taken as forecasts or promises nor should they be taken as implying any indication, assurance or guarantee that the assumptions on which such future projections, expectations, estimates or prospects have been prepared are correct or exhaustive or, in the case of the assumptions, fully stated in the presentation.
- Past performance cannot be relied on as a guide to future performance.
- The Bank assumes no obligations to update the forward-looking statements contained herein to reflect actual results, changes in assumptions or changes in factors affecting these statements.
- The opinions presented herein are based on general information gathered at the time of writing and are subject to change without notice.
- The Bank relies on information obtained from sources believed to be reliable but does not guarantee its accuracy or completeness.